
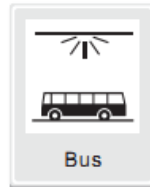

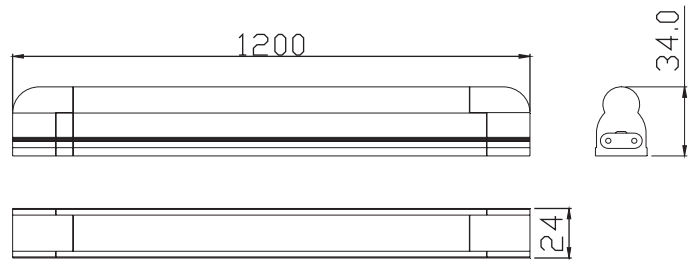


## Qlamp T5 LED TUBE 1200mm

Q-T5-1200-15CW



### DESCRIPTION:

- Quick, simple and safe replacement without rewiring
- Low maintenance costs thanks to long lifetime
- Instant-on light, therefore ideally suitable in combination with sensor technology
- Maximum resistance to switching loads
- Correct operation even at low temperatures
- Uniform illumination
- Wide beam angle: 120°
- Integrated ECG with high power factor
- Mercury-free and RoHS compliant
- Cooling and storage rooms
- Corridors, stairways, parking garages
- Idea for simple lighting tasks

TECHNICAL SPECIFICATION	
Model No.	Q-T5-1200-15CW
Nominal wattage	15W
Nominal voltage	110-277V
Operating frequency	50/60 Hz
Type of current	AC
Color temperature	3000K, 4000K, 6000K
Luminous flux	1150lm, 1250lm, 1250lm
Beam angle	120°
CRI Ra	75
Diameter	L1200*W24*H34mm
Product weight	460g
Mercury free	Yes
Ambient temperature range	-20...+45°C
Base(standard designation)	Integrated T5 (G5)
Cover type	Milky
Type of protection	IP40
Standards	CE, RoHS

