

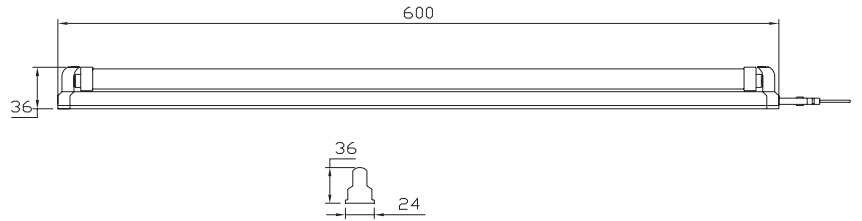


Qlamp T5 LED TUBE 600mm

Q-T5-600-9CW




DESCRIPTION:

- Quick, simple and safe replacement without rewiring
- Low maintenance costs thanks to long lifetime
- Instant-on light, therefore ideally suitable in combination with sensor technology
- Maximum resistance to switching loads
- Correct operation even at low temperatures
- Uniform illumination
- Wide beam angle: 120°
- Integrated ECG with high power factor
- Mercury-free and RoHS compliant
- Cooling and storage rooms
- Corridors, stairways, parking garages
- Idea for simple lighting tasks

TECHNICAL SPECIFICATION

Model No.	Q-T5-600-9CW
Nominal wattage	9W
Nominal voltage	110-277V
Operating frequency	50/60 Hz
Type of current	AC
Color temperature	3000K, 4000K, 6000K
Luminous flux	720lm, 760lm, 760lm
Beam angle	120°
CRI Ra	80
Diameter	L600*W24*H36mm
Product weight	260g
Mercury free	Yes
Ambient temperature range	-20...+45°C
Base(standard designation)	Integrated T5 (G5)
Cover type	Milky
Type of protection	IP40
Standards	CE, RoHS



POWERSAVE SOLUTIONS LTD

HEAD OFFICE: Unit 7, The Sandon Estate, Sandon Way, Liverpool L5, 9YN

LONDON OFFICE: 152-154 Coles Green Road, NW2 7HD

e-mail: info@powersavesolutions.co.uk facebook.com/powersavesolutions www.powersavesolutions.co.uk