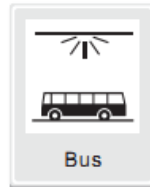

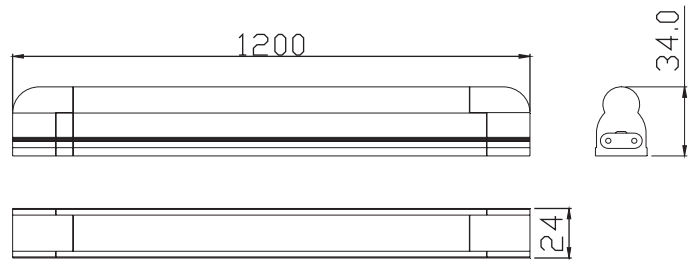


Qlamp T5 LED TUBE 1200mm

Q-T5-1200-19CW



DESCRIPTION:

- Quick, simple and safe replacement without rewiring
- Low maintenance costs thanks to long lifetime
- Instant-on light, therefore ideally suitable in combination with sensor technology
- Maximum resistance to switching loads
- Correct operation even at low temperatures
- Uniform illumination
- Wide beam angle: 120°
- Integrated ECG with high power factor
- Mercury-free and RoHS compliant
- Cooling and storage rooms
- Corridors, stairways, parking garages
- Idea for simple lighting tasks

| TECHNICAL SPECIFICATION | |
|----------------------------|------------------------|
| Model No. | Q-T5-1200-19CW |
| Nominal wattage | 19W |
| Nominal voltage | 110-277V |
| Operating frequency | 50/60 Hz |
| Type of current | AC |
| Color temperature | 3000K, 4000K, 6000K |
| Luminous flux | 1550lm, 1600lm, 1600lm |
| Beam angle | 120° |
| CRI Ra | 80 |
| Diameter | L1200*W24*H34mm |
| Product weight | 460g |
| Mercury free | Yes |
| Ambient temperature range | -20...+45°C |
| Base(standard designation) | Integrated T5 (G5) |
| Cover type | Milky |
| Type of protection | IP40 |
| Standards | CE, RoHS |

